





## Public Safety Programs/ Services


**1. SHAPE Trespass Arrest Authorization**   
(Post your property to keep trespassers away; allows LASD to cite/arrest those people)

**2. Vehicle Abatement (Get rid of abandoned/inoperable vehicles on your property)** 

**3. Community Watch (Meet with your tenants/ community members and address concerns w/Public Safety/LASD relating to criminal activity/safety issues)** 

**4. Mr. Sun- Citywide Cleanup Program (Help your tenants eliminate unwanted junk)** 

**5. Crime Prevention Property Physical Survey (Walk through your property w/Public Safety and receive tips to improve physical conditions)**

**6. Criminal Activity & Illegal Narcotic Traffic Abatement (Keep criminals off your property; Public Safety/LASD assistance available)** 



**Public Safety Community Watch Program** (562) 929-5732; Participate to address/resolve your safety concerns and meet other property owners/ tenants

**Public Safety Vehicle Abatement** (562) 929-5732; Get rid of abandoned/ inoperable cars on your property

**Norwalk Sheriff's Department**  
12335 Civic Center Drive  
(562) 863-8711

**Graffiti Removal** 24-hour graffiti hotline  
(562) 929-5555;  
Business hours (562) 929-5511


**Norwalk Community Development**  
Landlord Tenant Specialist  
Susie Jackson  
(562) 929-5790

Planning/Building Department  
(562) 929-5730

**Consumer Rental Mediation Board**  
(562) 929-5544  
Norwalk Dispute Resolution Program

**Norwalk Housing Authority (Section 8)**  
(562) 929-5588

**Norwalk CDBG Loans/ Grants**  
(562) 929-5951



## PROPERTY OWNERS SAFETY AWARENESS



Making Your Apartment Complexes/Multi-unit Properties **SAFER!**



Department of Public Safety  
12700 Norwalk Blvd., room 15  
Phone: (562) 929- 5732  
Fax: (562) 929- 5564  
Email: publicsafe ty@ci.norwalk.ca.us

## Common Crime Contributors Affecting Apartment Complexes/ Multi-Units

High Density



Absentee Owners

Declining Maintenance



Design Flaws

Lax Management Practices

Inadequate Tenant Screening



Lead to



### CRIME AND DISORDER ON YOUR PROPERTY!



## Physical Environment/ Management Practices of Your Properties

Check your properties to see if they have the following safety enhancing features. Remember, changing the physical environment and management practices of your properties are important elements in reducing and preventing crime!

Make your properties safer by having:

1. Even and consistent lighting levels in all exterior parking areas, walkways and entries



2. Perimeter fencing maintained and in good condition



3. Vacant building spaces and units kept secured at all times to prevent unwanted criminal activity



4. Keys properly and continuously controlled for distribution; Inventory of keys kept in a secure location



5. Tenants/residents kept informed of any changes in security and criminal events that require warning




6. Employees thoroughly screened, tested, and checked prior to employment



## Make Your Properties Safer!

7. Dead end spaces should be blocked by a fence/gate



8. Common building entrances should have locks that automatically lock when the door closes

9. Residential units have door viewers provided for all main entries



10. Exterior doors should be visible from the street or by neighbors

11. Visitor parking should be Designated

12. Recreation areas should be visible from windows/doors

13. Units should be clearly identified by well lit street numbers



14. Shrubbery should not be more than 3 feet high for clear visibility and eliminate hiding spaces



15. Building entrances should be accentuated by lighting/landscaping



16. All roof, basement, and utility and mechanical space doors secured to prevent unlawful entry



This document was created with Win2PDF available at <http://www.daneprairie.com>.  
The unregistered version of Win2PDF is for evaluation or non-commercial use only.